

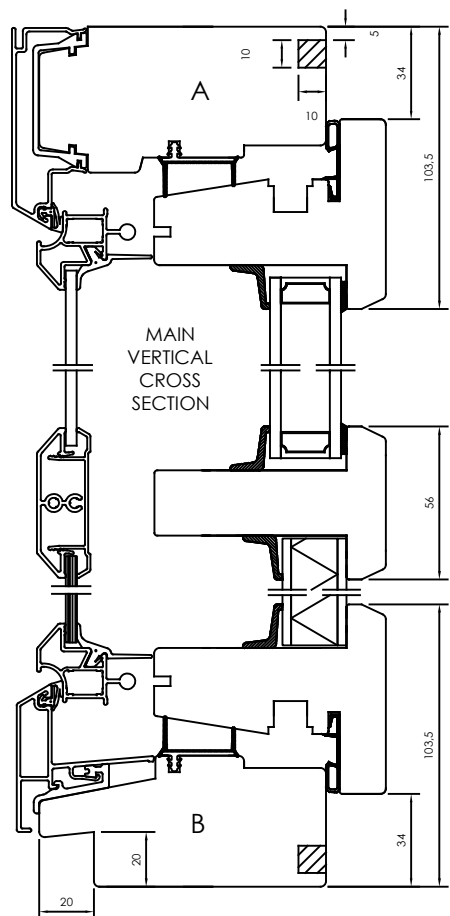
MAIN HORIZONTAL CROSS SECTION

VARIANT, FITTINGS

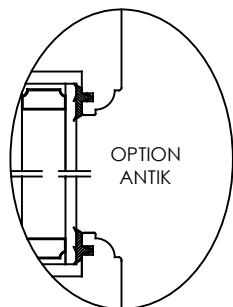
- Exterior hinges.
- Exterior tilt before turn hinges (kipp-dreh).
- Internal hidden tilt before turn hinges (kipp-dreh).

ALL AROUND OPTION

- Internal slot (not for exterior kipp-dreh).

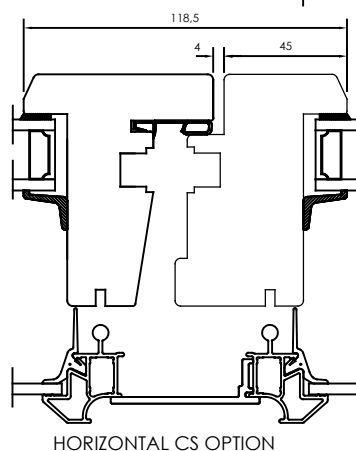
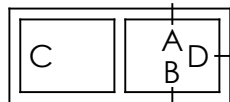
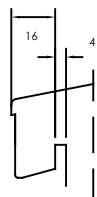


MAIN VERTICAL CROSS SECTION

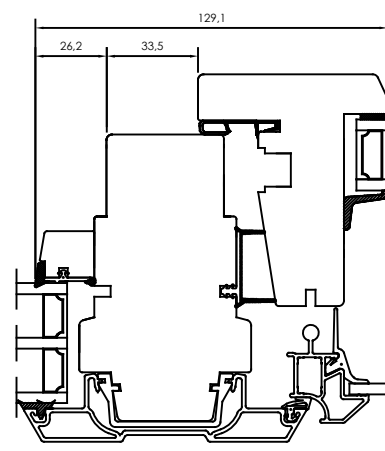


OPTION ANTIK

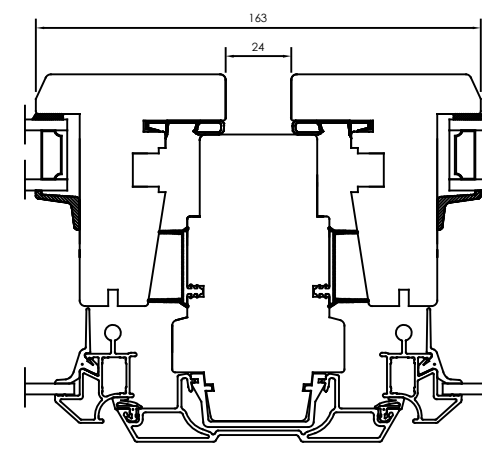
VERTICAL CS OPTION  
- Norwegian nose.



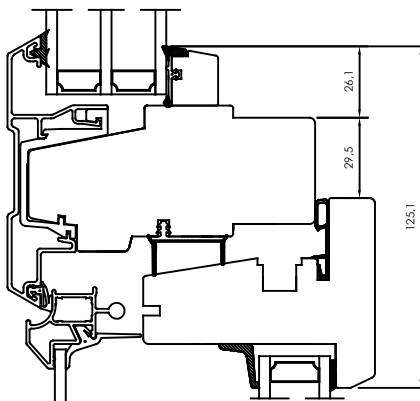
HORIZONTAL CS OPTION  
- Two horizontal abutting sashes.



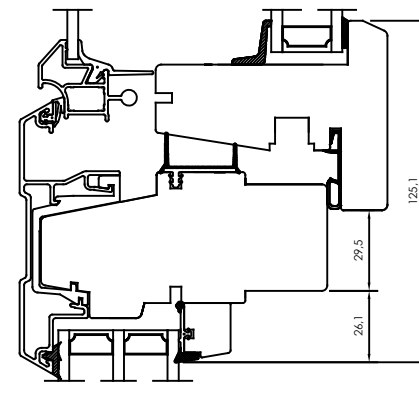
HORIZONTAL CS OPTION  
- One glass in fixed frame, the other in sash with side hung fittings and kipp-dreh function.



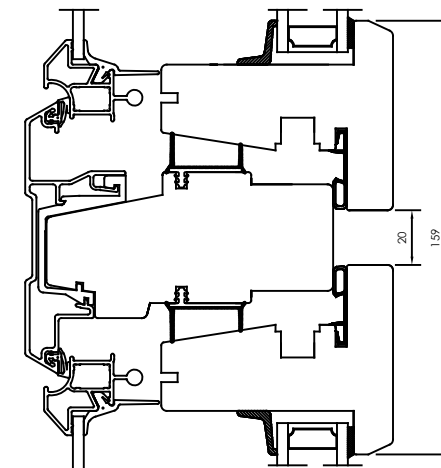
HORIZONTAL CS OPTION  
- Two horizontal sashes with middle post.



VERTICAL CS OPTION  
- Top glass in frame and bottom glass in sash with side hung fittings and kipp-dreh function.



VERTICAL CS OPTION  
- Top glass in sash with side hung fittings and kipp-dreh function, bottom glass in frame.



VERTICAL CS OPTION  
- Top and bottom glass in sash with side hung fittings and kipp-dreh function, a middle post inbetween.

CS = CROSS SECTION

Item	No.	Description	Drawingnumber	Articlenumber
Revision notification			Revised by	Revised date
AM40-20170327TE				
Revision description				
Ytterbåge 376315 utbytt till 378892. Ny glas/dammlist ytterbåge.				
Description			Created by	Created date
Window, Inward opening coupled 2+1 U-value 0,8			SH	2019-05-17
Material			General tolerance acc. to ISO2768-1	Processing code
			ISO 2768-1 m	
Included in product			Included in product family	Article number
Inward			Side Hung + Tilt & Turn + Fixed	
		Draw view	Scale	Size
			1:2	A3
				40-37-W44 E (A)
			Drawing number	Revision no.