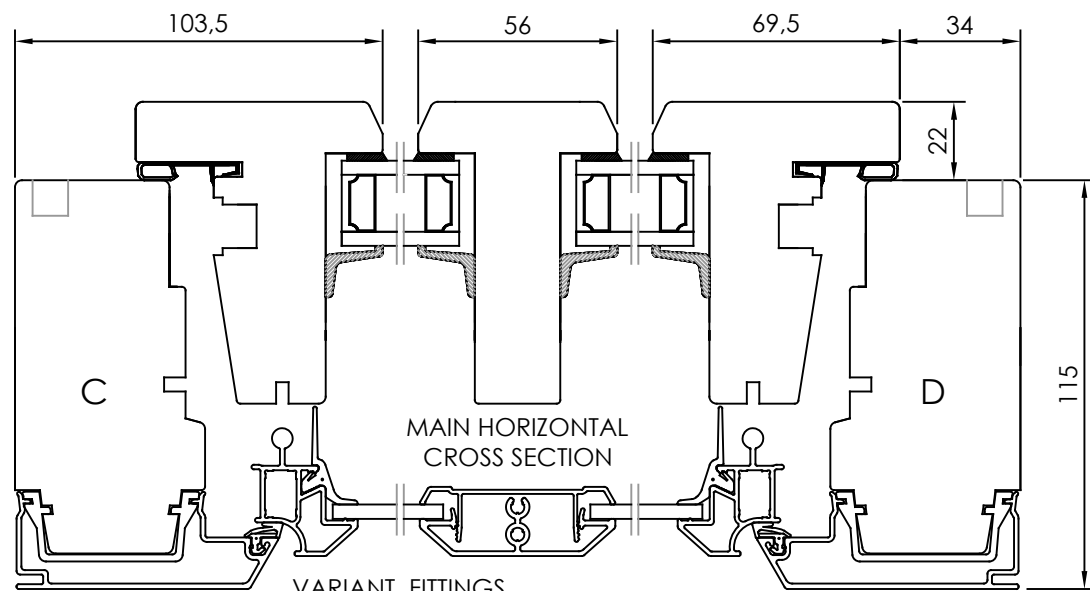


Upphovsrätten till detta dokument och alla bilagor omfattas till mottagaren personligen, den får bli alltid Inwido AB:s (556433-3828) egendom. Att kopiera eller på annat sätt reproducera detta dokument till tredje part utan skriftligt tillstånd är strängt förbjudet.

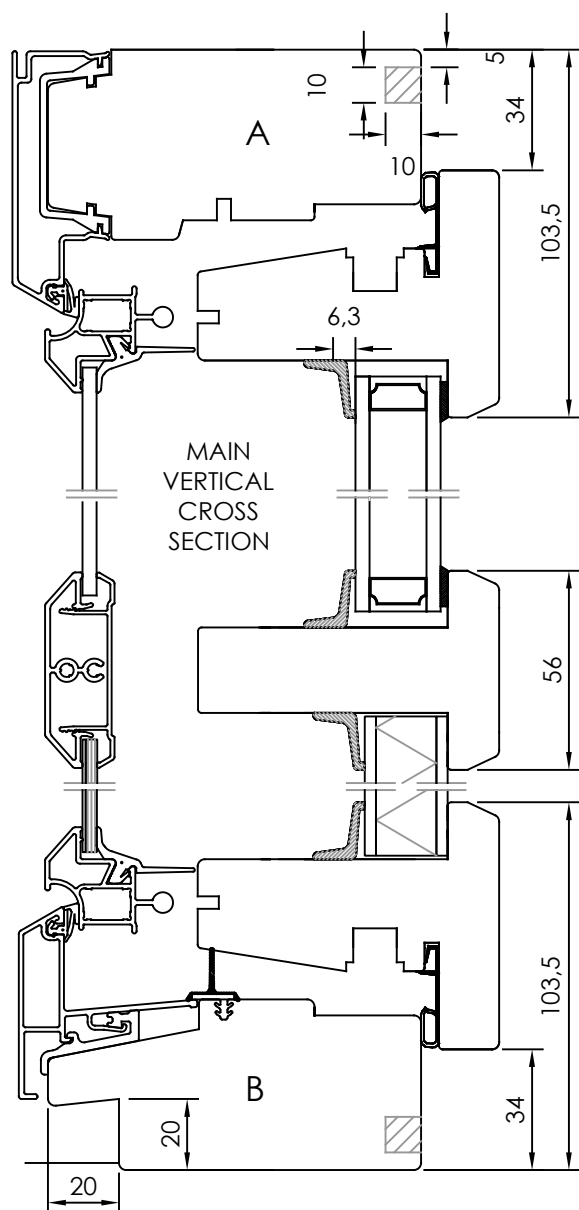


VARIANT, FITTINGS

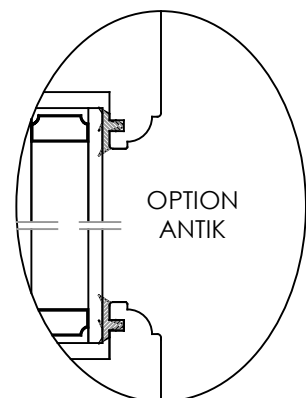
- Exterior hinges.
- Exterior tilt before turn hinges (kipp-dreh).
- Internal hidden tilt before turn hinges (kipp-dreh).

ALL AROUND OPTION

- Internal slot (not for exterior kipp-dreh).

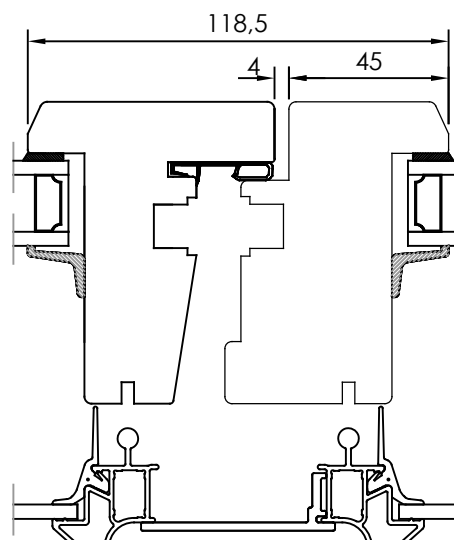
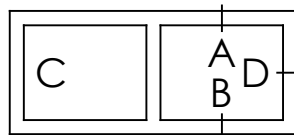
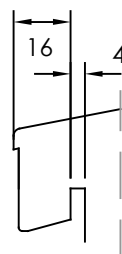


MAIN VERTICAL CROSS SECTION

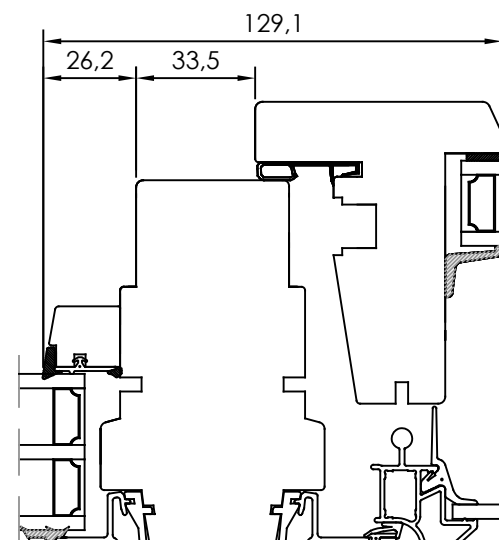


OPTION ANTIK

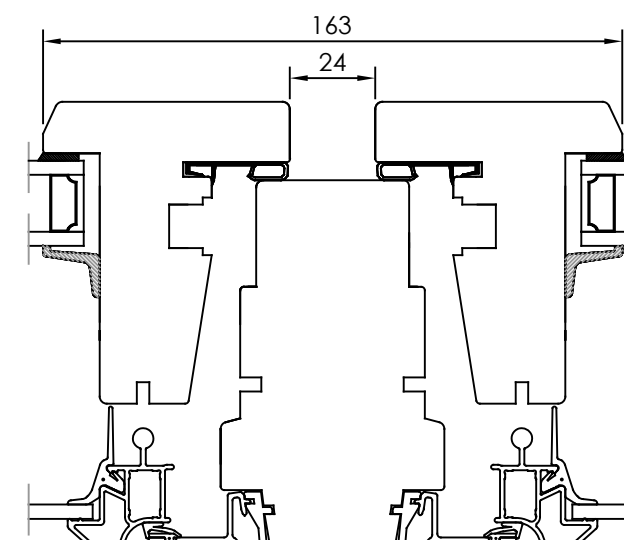
VERTICAL CS OPTION - Norwegian nose.



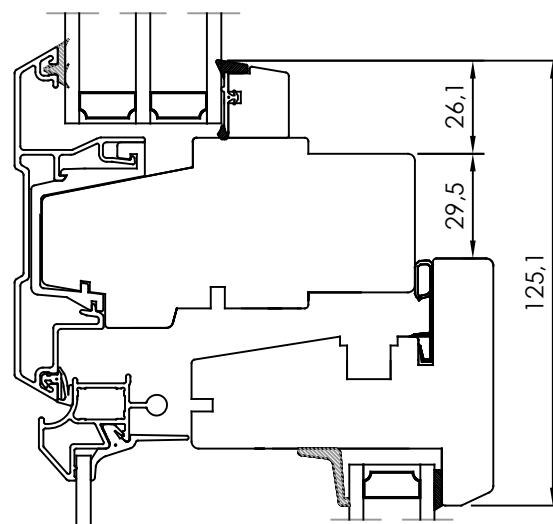
HORIZONTAL CS OPTION - Two horizontal abutting sashes.



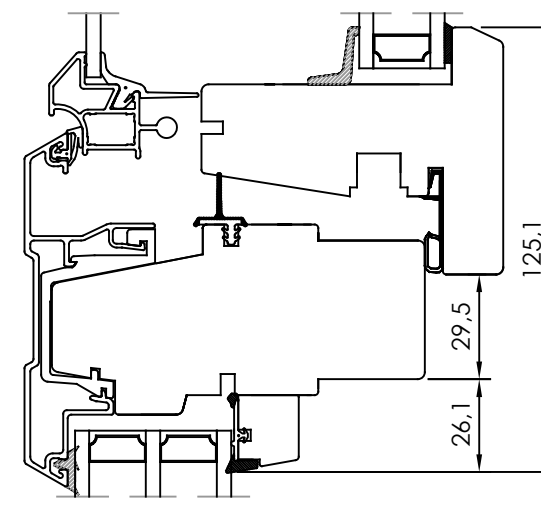
HORIZONTAL CS OPTION - One glass in fixed frame, the other in sash with side hung fittings and kipp-dreh function.



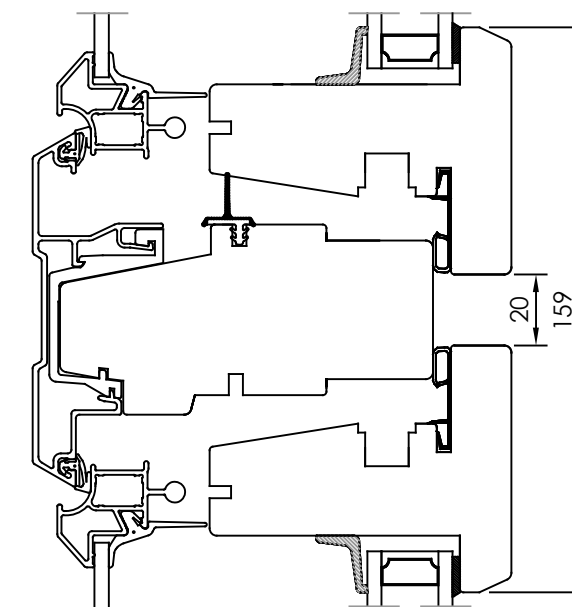
HORIZONTAL CS OPTION - Two horizontal sashes with middle post.



VERTICAL CS OPTION - Top glass in frame and bottom glass in sash with side hung fittings and kipp-dreh function.



VERTICAL CS OPTION - Top glass in sash with side hung fittings and kipp-dreh function, bottom glass in frame.

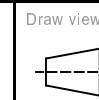


VERTICAL CS OPTION - Top and bottom glass in sash with side hung fittings and kipp-dreh function, a middle post inbetween.

CS = CROSS SECTION

Item	No.	Description	Drawingnumber	Articlenumber
Revision notification			Revised by	Revised date
AM40-20170327TE			TE	2017-07-06
Revision description				
Ytterbåge 376315 utbytt till 378892. Ny glas/dammlist ytterbåge.				
Description			Created by	Created date
Window, Inward opening coupled 2+1.			AP	2015-06-08
Material		General tolerance acc. to ISO2768-1		Processing code
Included in product		Included in product family		Article number
Inward		Side Hung + Tilt & Turn + Fixed		

INWIDO
Great Windows & Doors



Scale

1:1

Size

A3

Drawing number

40-37-W38

Revision no.

F